

FEATURES:

- ✓ Architectural curved system with direct or direct/indirect distribution.
- ✓ Light source: LED boards.
- ✓ Diffused illumination is provided by a high efficiency frosted opal lens or by an optional prismatic optic.
- ✓ Sleek body of the luminaire is made from an aluminum profile curved to desire shape.
- ✓ Suitable for suspended or surface mounted installations.
- ✓ Extruded aluminum body comes with a black or white finish.
- ✓ Available with custom color options or unique shape configurations.
- ✓ LED strips are rated for 60,000 hrs. L80 with +90 CRI.
- ✓ Has a proven record in office, commercial and retail installations.
- ✓ Custom modifications are available.
- ✓ ED luminaires are certified to CSA and UL standards.

reinventlight

SPECIFICATION:

ED CURVES+ - - - - - - - - - - -

Enter the Product Code into the boxes above.

SHAPE

- ☐ CR - Curve
☐ OV - Oval
☐ SQ - Square
☐ RC - Rectangle
☐ CS - Custom Shape

* Please specify Custom Shape.

SIZE

- ☐ _____ Linear Feet*

* Provide drawing (pdf or dwg).

SOURCE

- ☐ 5W/Ft LED
☐ 7W/Ft LED
☐ 10W/Ft LED*

* UD lighting distribution only.

RADIANCE

- ☐ DD - Direct (100%Down)
☐ UD - Uneven(70%Down/30%Up)**

*Light Distribution.
 **Suspended Configuration only.

VOLTAGE

- ☐ 120V
☐ 277V
☐ 347V*

*Not available for all configurations.

DRIVER

- ☐ ST - On/Off
☐ DL - 0-10V Dim (1%)
☐ DLO - 0-10V Dim (to Off)
☐ DA4 - DALI D4i
☐

* Please specify dimming method.

MOUNTING

- ☐ S6W - 6Ft Cord WH*
☐ S6B - 6Ft Cord BK*
☐ S Feet**
☐ SF - Surface Mount

*Canopy will match the Cord color.
 **Specify Suspension length and color.

LENS

- ☐ OP - Opal
☐ PR - Prismatic

FINISH

- ☐ BK - Black*
☐ WH - White**
☐ CF/RAL

*RAL 9005
 **RAL 9016
 ***Specify required RAL number.

CCT

- ☐ 30K - 3000 Kelvin/90CRI
☐ 35K - 3500 Kelvin/90CRI
☐ 40K - 4000 Kelvin/90CRI

*Other options are available.

OPTIONS

- ☐ No Options*
☐ DC - Dual Circuit**

*Leave Empty.
 **Down /Up Control separately.

LUMEN OUTPUT W/Ft:

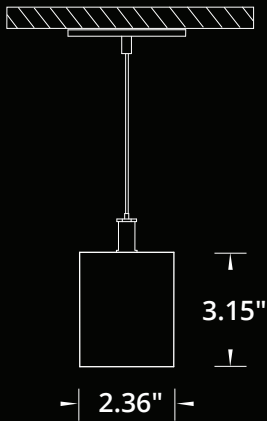
Watts	30K	35K	40K
5W	515 lm	525 lm	535 lm
7W	720 lm	735 lm	750 lm
10W	1030lm	1050 lm	1080 lm



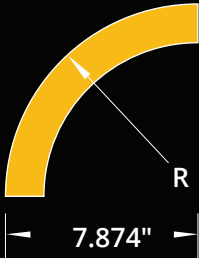
Project:

Type:

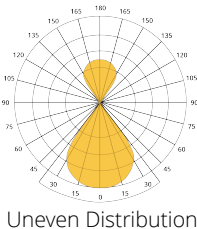
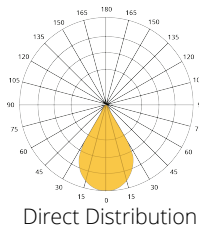
SIZE:




MINIMUM RADIUS:



RADIANCE:



SHAPES:




CURVE



OVAL




SQUARE



RECTANGLE



CUSTOM SHAPE



CUSTOM SHAPE