

### FEATURES:

- ✓ Architectural acoustic luminaire with direct lighting distribution.
- ✓ Made from recyclable plastic material available in different thicknesses.
- ✓ Class1 Fire rated with 0.7 Noise Reduction Coefficient/1" Acoustic.
- ✓ Light source: LED boards.
- ✓ Diffused illumination is provided by a high efficiency frosted opal lens.
- ✓ Extruded aluminum body comes with a built-in-driver and available in black or white finish.
- ✓ LED strips are rated for 60,000 hrs. L80 with +90 CRI.
- ✓ Has a proven record in office, commercial and retail installations.
- ✓ Custom modifications are available.
- ✓ ED luminaires are certified to CSA and UL standards.

reinventlight

### SPECIFICATION:

**Sonic TRIAD+**

TYPE	HEIGHT	SIZE	SOURCE	RADIANCE	VOLTAGE	DRIVER	MOUNTING	LENS	TRIAD FINISH	CCT	ACOUSTIC

Enter the Product Code into the boxes above.

#### TYPE

- ☐ FV - Flush Vcut
- ☐ FR - Flush Regular
- ☐

Specify custom type.

#### HEIGHT

- ☐ 12 in
- ☐ 16 in
- ☐ 24 in

#### SIZE

- ☐ 2 ft
- ☐ 3 ft
- ☐ 4 ft

#### SOURCE

- ☐ 5 W/ft
- ☐ 7 W/ft
- ☐ 10 W/ft

#### RADIANCE

- ☐ DD - Direct

#### VOLTAGE

- ☐ UNV - 120/277V
- ☐ 347V <sup>1</sup>

1. Verify availability.

#### DRIVER

- ☐ ST - On/Off
- ☐ DLO - 0-10V Dim (to Off)
- ☐ DA4 - DALI D4i
- ☐

Specify dimming protocol.

#### MOUNTING

- ☐ S6W - 6 ft Cord BK <sup>1</sup>
- ☐ S6B - 6 ft Cord WH <sup>1</sup>
- ☐ S  ft <sup>2</sup>

1. Canopy match the Cord color.  
2. Specify Suspension length/color.

#### LENS

- ☐ OP - Opal

#### ED TRIAD+ FINISH

- ☐ BK - Black<sup>1</sup>
- ☐ WH - White<sup>2</sup>


1. RAL 9005  
2. RAL 9016

#### CCT

- ☐ 30K - 3000 Kelvin/90CRI
- ☐ 35K - 3500 Kelvin/90CRI
- ☐ 40K - 4000 Kelvin/90CRI
- ☐ RGBW<sup>1</sup>
- ☐ TW - Tunable White (27K-65K)
- ☐

1. Available with DMX or CB.  
2. Available with DL2, DA4 or CB.  
Specify required CCT.

### ACOUSTIC FINISH



### LUMEN OUTPUT W/ft:

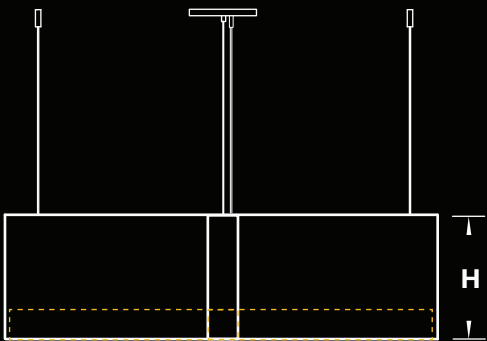
Watts	30K	35K	40K
5 W	515 lm	525 lm	535 lm
7 W	720 lm	735 lm	750 lm
10 W	1030 lm	1050 lm	1080 lm



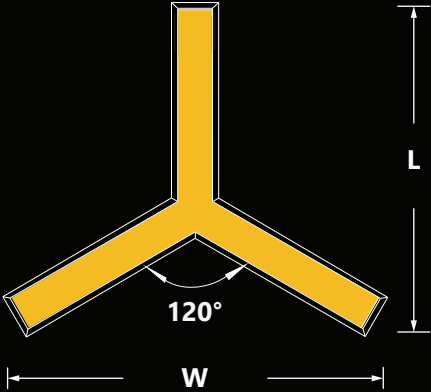
Project:

Type:

SIZE:



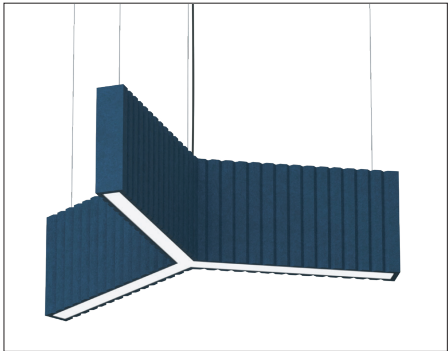
FR-FLUSH REGULAR



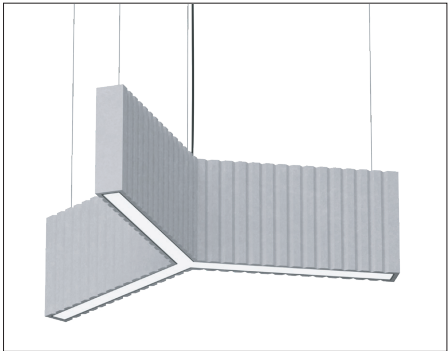
H - Height	Size	L x W
12 in = 11.75 in	2 ft	35.90 in x 41.52 in
16 in = 15.75 in	3 ft	52.61 in x 60.72 in
24 in = 23.75 in	4 ft	69.14 in x 79.83 in

L - Total Length  
W - Total Width

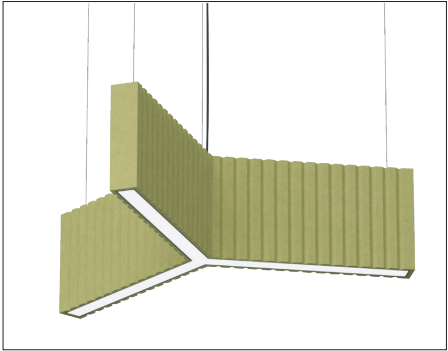
FLUSH VCUT-FINISHES:



#01




#03




#12


FLUSH REGULAR-FINISHES:



#01



#03



#12