

FEATURES:

- ✓ Architectural sound absorbing Eco Felt Acoustic panel.
- ✓ Made from recyclable plastic material available in different thicknesses.
- ✓ Class1 Fire rated with 0.7 Noise Reduction Coefficient / 1" Acoustic.
- ✓ Light source: LED Board (5.5"/11"/22"/24").
- ✓ Diffused illumination is provided by frosted opal lens.
- ✓ Extruded aluminum body comes with built-in-driver and available in white, black or grey finish.
- ✓ Also available with custom colour options.
- ✓ LED Strips are rated for 60,000hrs. L80 with +90 CRI.
- ✓ Has a proven record in office, commercial and retail installations.
- ✓ Custom modifications are available.
- ✓ ED luminaires are certified to CSA and UL Standards. **reinventlight**

SPECIFICATION:

Sonic DRUM+ - - - - - - - - - - -

Enter the Product Code into the boxes above.

TYPE

- FV - Flush Vcut
- FR - Flush Regular
- RP - Recessed Perforated
- RA - Recessed Angle
- *

*Please specify custom type.

DRIVER

- ST - Standard (Non-Dimming)
- DL - 0-10V Dimming (1%)
- DA - DALI
- BT - Bluetooth
- *

*Please specify dimming method.

HEIGHT

- 12 Inch
- 16 Inch
- 24 Inch

SIZE

- 2 Feet
- 3 Feet
- 4 Feet

SOURCE

- 25WLED
- 50WLED
- 75WLED*

*Available for 3 & 4 Feet.

RADIANCE

- DD - Direct (100%Down)

*Light Distribution.

VOLTAGE

- 120V
- 277V
- 347V*

*Not available for all configurations.

MOUNTING

- SF-Surface Mount
- S4-Suspension 4Feet
- S6-Suspension 6Feet
- S Feet*

*Please specify required Length.

LENS

- OP - Opal

ED DRUM+ FINISH

- WH - White
- BK - Black
- GR - Grey*
- CF - Custom RAL#

*Supply with White Cord & Canopy

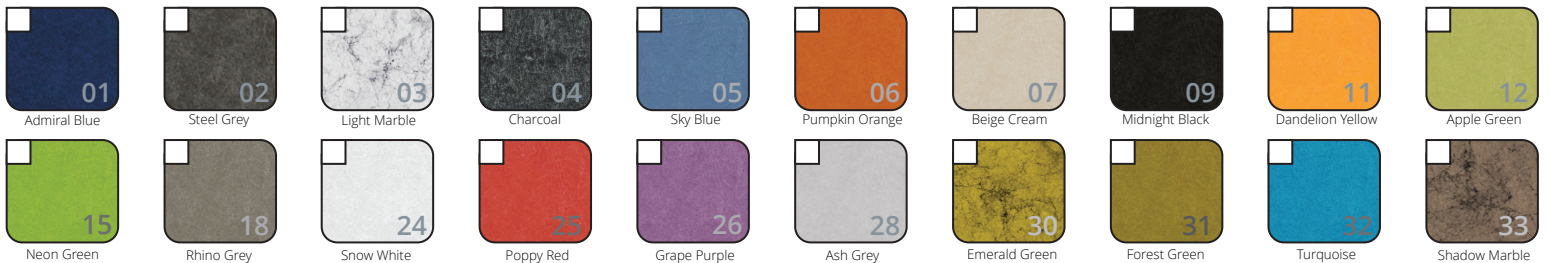
** Please provide 600dpi Image.

CCT

- 30K/90CRI - 3000Kelvin
- 35K/90CRI - 3500Kelvin
- 40K/90CRI - 4000Kelvin

*Other options are available.

ACOUSTIC FINISH



LUMEN OUTPUT:


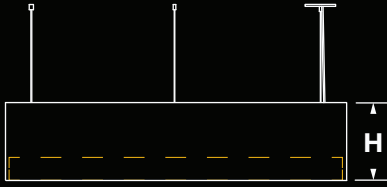
Watts	30K	35K	40K
25W	2205 lm	2250 lm	2295 lm
50W	4410 lm	4500 lm	4590 lm
75W	6615 lm	6750 lm	6885 lm



Project:

Type:

SIZE:



FR-FLUSH REGULAR

H - Height	D - Diameter	
12 Inch = 11.75 Inch	2Feet	24.875 Inch
16 Inch = 15.75 Inch	3Feet	36.675 Inch
24 Inch = 23.75 Inch	4Feet	48.485 Inch

DESIGN:



FV - FLUSH VCUT



FR - FLUSH REGULAR



SF - SURFACE MOUNT



RA - RECESSED ANGLE

FINISHES:



#26



#11



#04



#25