



FEATURES:

- ✓ Architectural sound absorbing Eco Felt Acoustic panel.
- ✓ Light source: BIOS SkyBlue LED board (5.5"/11"/22").
- ✓ Circadian lighting technology with highest melanopic ratio improves daytime alertness, mood, productivity and brain function.
- ✓ Acoustic polyester is made from recyclable plastic material available in different thicknesses.
- ✓ Class1 Fire rated with 0.7 Noise Reduction Coefficient / 1" Acoustic.
- ✓ Diffused illumination is provided by frosted opal lens.
- ✓ Extruded aluminum body comes with white, black or grey finish.
- ✓ Also available with custom colour options.
- ✓ LED Strips are rated for 50,000hrs. L80 with +80 CRI.
- ✓ Custom modifications are available.
- ✓ ED luminaires are certified to CSA and UL Standards.

reinventlight

SPECIFICATION:

Sonic DRUM+

TYPE	HEIGHT	SIZE	SOURCE	VOLTAGE	DRIVER	MOUNTING	LENS	DRUM FINISH	ACOUSTIC	CCT

Enter the Product Code into the boxes above.

TYPE

- ☐ FV - Flush Vcut
- ☐ FR - Flush Regular
- ☐ RP - Recessed Perforated
- ☐ RA- Recessed Angle
- ☐ *

*Please specify custom type.

HEIGHT

- ☐ 12 Inch
- ☐ 16 Inch
- ☐ 24 Inch

SIZE

- ☐ 2 Feet
- ☐ 3 Feet
- ☐ 4 Feet

SOURCE

- ☐ 25WLED
- ☐ 50WLED
- ☐ 75WLED*

*Available for 3 & 4 Feet.

VOLTAGE

- ☐ 120V
- ☐ 277V
- ☐ 347V*

*Not available for all configurations.

*Functionality and controls may be limited.

DRIVER

- ☐ ST - Standard
- ☐ DL - 0-10V Dimming (1%)
- ☐ DA - DALI
- ☐ DT - TRIAC

MOUNTING

- ☐ S4-Suspension 4Feet
- ☐ S6-Suspension 6Feet
- ☐ S Feet*

*Please specify required Length.

LENS

- ☐ OP - Opal

ED DRUM+

- ☐ WH - White
- ☐ BK - Black
- ☐ GR - Grey

CCT

- ☐ 30KS/BIOS - 3000K Static*
- ☐ 35KS/BIOS - 3500K Static*
- ☐ 40KS/BIOS - 4000K Static*
- ☐ 30KD/BIOS - 3000K Dynamic**
- ☐ 35KD/BIOS - 3500K Dynamic**
- ☐ 40KD/BIOS - 4000K Dynamic**

*Static-Daytime Use.

**Dynamic-Daytime/Evening Use (dims down to 2700K).

OPTION

- ☐ No Options*
- ☐ CB - Casambi BT
- ☐ DS - Daylight Sensor
- ☐ DC - Dual Circuit**
- ☐ OS - Occupancy Sensor
- ☐ DOS - Daylight & Occupancy Sensor

*Leave Empty.

**Down /Up Control separately.

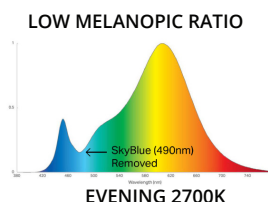
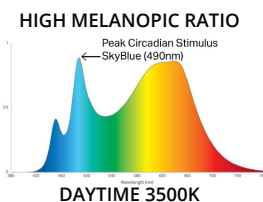
***Combination example (CB/DS).

ACOUSTIC FINISH

<input type="checkbox"/> 01	<input type="checkbox"/> 02	<input type="checkbox"/> 03	<input type="checkbox"/> 04	<input type="checkbox"/> 05	<input type="checkbox"/> 06	<input type="checkbox"/> 07	<input type="checkbox"/> 09	<input type="checkbox"/> 11	<input type="checkbox"/> 12
<input type="checkbox"/> 15	<input type="checkbox"/> 18	<input type="checkbox"/> 24	<input type="checkbox"/> 25	<input type="checkbox"/> 26	<input type="checkbox"/> 28	<input type="checkbox"/> 30	<input type="checkbox"/> 31	<input type="checkbox"/> 32	<input type="checkbox"/> 33

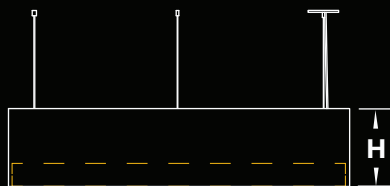

LUMEN OUTPUT:

Watts	30K	35K	40K
25W	2205 lm	2250 lm	2295 lm
50W	4410 lm	4500 lm	4590 lm
75W	6615 lm	6750 lm	6885 lm



Project:

Type:

SIZE:

FR-FLUSH REGULAR


← D →

H - Height	D - Diameter	
12 Inch = 11.75 Inch	2Feet	24.875 Inch
16 Inch = 15.75 Inch	3Feet	36.675 Inch
24 Inch = 23.75 Inch	4Feet	48.485 Inch

DESIGN:

FV - FLUSH VCUT

FR - FLUSH REGULAR

RP - RECESSED PERFORATED

RA - RECESSED ANGLE
FINISHES:

#26

#11

#04

#25